


**DUKES TYPE COMANCHE LANDING GEAR TRANSMISSION SERVICE NOTES.**




**COMPONENTS USED IN SERVICING YOUR DUKES TRANSMISSION**




**NEW NEEDLE BEARING AND INSTALLATION TOOL.**

**DUKES TYPE COMANCHE LANDING GEAR TRANSMISSION SERVICE NOTES.**




**NEW SEAL INSTALLED.**



**NEW BEARING INSTALLED; RETAINER INSTALLED WITH THREAD LOCKING COMPOUND.**

**DUKES TYPE COMANCHE LANDING GEAR TRANSMISSION SERVICE NOTES.**



**GEAR AND JACK SCREW REINSTALLED.**




**NEW BEARING AT DRIVE SHAFT.**


DUKES TYPE COMANCHE LANDING GEAR TRANSMISSION SERVICE NOTES.



THREAD LOCKER FOR RETAINER.



FURTHER ASSEMBLY OF GEARS AND JACK SCREW.



NEW LOCKNUT INSTALLED.



ENDPLATE WITH NEW O-RING AND DUKE'S SPECIAL LUBRICANT.

DUKES TYPE COMANCHE LANDING GEAR TRANSMISSION SERVICE NOTES.



TRAVERSING NUT WITH NEW BALLS INSTALLED.




TRAVERSING NUT INSTALLED ONTO JACK SCREW.

**DUKES TYPE COMANCHE LANDING GEAR TRANSMISSION SERVICE NOTES.**



**AND THE FINISHED PRODUCT; NOTICE THE FRESH CADMIUM PLATING ON THE TUBE AND POWDER COATED RELEASE MECHANISM.**



**HERE'S ANOTHER ONE WITH THE MOTOR AND BRAKE ASSEMBLY INSTALLED.**